

KK-500FL series | Bench Scale



TOTAL WEIGHING SOLUTION™

Floor series

...Clearly a Better Value



Panasonic Kenko Electric. Co.Ltd



Warranty - Five Years



A Multifunction Scale that doesn't just weigh!



Economical Floor Scales and Platforms
 Designed for dependability and durability at a practical price!




Welded steel rib design and thick 0.196 in / 5 mm top plate design provides structural stiffness



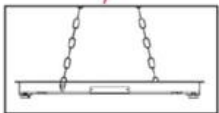
NEMA 4X/IP65 Stainless Steel Side-Access Junction Box with IP67 load cells limits effect of water on base



Top access to foot height adjustment screws makes leveling easy



Painted tread plate platform top of added slip resistance



Carbon steel eyebolts included for easy installation



Stainless steel feet with rubber bottoms are attached to each load cell - ball-in-cap design makes feet self-aligning and base easier to install



LIT: FG-K 01/08

...Clearly a Better Value



Panasonic Kenko Electric. Co.Ltd

Three Types of Display



PLATFORM SCALES

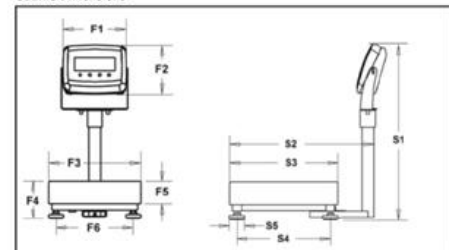


NTEP Certified Capacity x Readability	500 kg / 1 ton / 3 ton / 5 ton / 10 ton / 15 ton	
NTEP Resolution	1:5,000	
Indicator	T31P	
Construction	5mm / 0.196 in painted carbon steel platform with ABS housed indicator	
Load Cell	4 x 2,500 lb nickel-plated alloy steel shear beam IP67 protected	
Feet	4 x self-swiveling ball-in-cup design with rubber bottom, adjustable height top levelling	
Junction Box	NEMA 4X / IP65, 304 stainless steel, with 16.5 ft / 3 m long indicator cable	
Maximum Central Load	160% of maximum capacity	
Safe Endload Capacity	100% of maximum capacity	
Protection	IP67 for shear beam load cells, NEMA4X/IP65 for junction box	
Weighing Units	lb or kg	
Modes	Weighing, Counting*	
Display	1 in / 25 mm high, 6-digit, 7-segment bright white backlit LCD	
Keyboard	4-button mechanical switches	
Stabilization Time	Within 2 seconds	
Auto-zero Tracking	Off, 0.5, 1 or 3d	
Zeroing Range	0%, 2% or 100% of capacity	
Span Calibration	5 lb or kg to 100% of capacity	
Interface	RS232C, bidirectional	
Operating Temperature Range	14°F to 104°F / -10°C to 40°C	
Power	9VDC, 0.5A AC adapter or internal rechargeable sealed lead acid battery (100-hour typical operation with full charge) – both included	
Platform Dimensions (W x D x H)	80 x 80 cm / 1 x 1 m / 1,2 x 1,2 cm / 1 x 1,5 m / 1,5 x 1,5 m / 2 x 2 m	
Indicator Dimensions (W x D x H)	8.2 x 2.8 x 6.5 in / 210 x 71 x 168 mm	
Scale Shipping Dimensions (W x D x H)	64.6 x 53 x 13.4 in / 1640 x 1350 x 340 mm	75.4 x 64 x 13.4 in / 1915 x 1626 x 340 mm
Net Weight	282 lb / 128 kg	419 lb / 190 kg
Shipping Weight	333 lb / 151 kg	533 lb / 242 kg

* Counting feature not NTEP certified

NTEP Certified Capacity x Readability	5000 lb x 1 lb 2500 kg x 0.5 kg	
NTEP Resolution	1:5,000	
Platform Construction	5mm / 0.2 in painted carbon steel platform	
Load Cell	4 x 2,500 lb nickel-plated alloy steel shear beam IP67 protected	
Feet	4 x self-swiveling ball-in-cup design with rubber bottom, adjustable height	
Junction Box	NEMA4X/IP65, 304 stainless steel, with 16.5 ft / 3 m long indicator cable	
Maximum Central Load	160% of maximum capacity	
Safe Endload Capacity	100% of maximum capacity	
LC Output Impedance / Excitation Voltage	350 ohm / 10V DC ~max 15V	
Protection	IP67 for shear beam load cells, IP65/NEMA4X for junction box	
Operating Temperature	14°F to 104°F / -10°C to 40°C	
Platform Dimensions	4 ft x 4 ft x 3.5 in	5 ft x 5 ft x 3.5 in
Shipping Dimensions	48.4 x 48.4 x 10.6 in / 1230 x 1230 x 270 mm	60.4 x 60.4 x 10.6 in / 1535 x 1535 x 270 mm
Net Weight	271 lb / 123 kg	408 lb / 185 kg
Shipping Weight	289 lb / 131 kg	430 lb / 195 kg

Outline Dimensions



80774455 © Copyright

Panasonic
KENKO®

Panasonic Kenko Electric Co, Ltd
36 Sisenju, Okio, Osaka 234-23354 Japan
Tel. 81-32-565434667

Specifications subject to change without notice



...Clearly a Better Value



Specifications subject to change without notice